

PiTAC Gulf

For your Injection Machinery



PO Box 8338, SAIF, Sharjah, UAE

Tel: +971 6 5596311
pitac52@cim.ac

Fax: +971 6 5596310
www.mtp-uae.com

HRN-Series Injection Molding Machine



Mold		HRN100		HRN120		HRN140		HRN160		HRN200						
		NWZ100		NWZ120		NWZ140		NWZ160		NWZ200						
Screw Dimension	mm	26	28	32	34	36	38	36	38	40	42	44	46	46	48	50
Injection Pressure	kg/cm ²	2489	2145	1640	1800	1605	1440	1915	1715	1575	1888	1721	1575	1905	1750	1612
Shot Weight(PS)	g	67	77	101	131	147	164	164	183	203	249	274	299	336	366	397
Injection Rate	cm ³ /sec	38	45	58	77	86	96	102	113	126	116	128	139	156	170	185
Clamping Force	Tons	100		120		140		160		200						
Tie Bar Distance(HxV)	mm	310x310		355x355		405x405		455x455		505x505						
Mold Thickness	mm	100~350		110~400		110~400		130~480		130~520						
Opening Stroke	mm	285		305		335		395		425						
Pump Motor	HP	10		15		20		25		30						
Machine Dimension(LxWxH)	m	3.86x1.53		4.2x1.11x1.6		4.4x1.26x1.6		5.2x1.3x1.7		5.6x1.3x1.8						

Mold		HRN300		HRN400		HRN500		HRN600		HRN800						
		NWZ300		NWZ400		NWZ500		NWZ600		NWZ800						
Screw Dimension	mm	55	58	62	60	65	70	70	75	80	80	85	90	85	95	105
Injection Pressure	kg/cm ²	1943	1748	1520	2102	1791	1544	2044	1781	1565	2000	1772	1580	2204	1764	1444
Shot Weight(PS)	g	605	665	760	839	984	1142	1384	1589	1808	1899	2144	2404	2195	2742	3350
Injection Rate	cm ³ /sec	211	234	268	245	287	333	300	344	391	403	458	513	445	556	679
Clamping Force	Tons	300		400		500		600		800						
Tie Bar Distance(HxV)	mm	555x555		610x610		710x710		810x810		910x910						
Mold Thickness	mm	200~660		200~700		250~800		280~900		300~1000						
Opening Stroke	mm	485		615		736		835		925						
Pump Motor	HP	40		50		60		20+60		25+75						
Machine Dimension(LxWxH)	m	6.5x1.5x1.9		7.6x1.7x2.1		7.8x1.9x2.1		8.8x2x2.2		9.6x2.3x2.4						


Mold		HRN1000		HRN1200		HRN1400		HRN1700		HRN2000		HRN2400		
		NWZ1000		NWZ1200		NWZ1400		NWZ1700		NWZ2000		NWZ2400		
Screw Dimension	mm	90	100	110	110	120	120	130	130	140	140	155	160	175
Injection Pressure	kg/cm ²	2206	1787	1476	1779	1495	1711	1458	1715	1479	1733	1413	1715	1434
Shot Weight(PS)	g	2633	3250	3933	4584	5455	5918	6945	7540	8755	9456	11590	14088	16854
Injection Rate	cm ³ /sec	524	647	783	870	976	1029	1208	1161	1347	1386	1699	1653	1980
Clamping Force	Tons	1000		1200		1400		1700		2000		2400		
Tie Bar Distance(HxV)	mm	1010x1010		1155x1155		1310x1310		1510x1360		1710x1530		2010x1800		
Mold Thickness	mm	380~1200		400~1300		400~1300		450~1400		500~1500		600~1600		
Opening Stroke	mm	1025		1125		1270		1435		1612		1900		
Pump Motor	HP	40+75		40~100		40+60+75		50+75+75		60+75+100		75+100+100		
Machine Dimension(LxWxH)	m	10.4x2.5x2.5		12.5x2.4x2.7		14x2.7x2.8		14.5x3.1x3.1		15.8x3.2x3.3		17x3.6x3.8		

HRQ Accumulator High Speed Injection Molding Machine



Mold		HRQ140	HRQ160	HRQ200	HRQ300	HRQ400
Screw Dimension	mm	32	36	40	48	55
Injection Pressure	kg/cm ²	2460	2571	2520	2552	2501
Shot Weight(PS)	g	132	185	257	461	713
Injection Rate	cm ³ /sec	101	117	156	201	235
Injection Rate with ACC	cm ³ /sec	384	555	607	840	880
Clamping Force	Tons	140	160	200	300	400
Tie Bar Distance(HxV)	mm	400x400	450x450	500x500	545x545	600x600
Mold Thickness	mm	110~400	130~480	130~520	200~660	200~700
Opening Stroke	mm	335	395	425	485	615
Pump Motor	HP	25	30	40	50	60
Machine Dimensions(LxWxH)	m	4.8x1.4x1.6	5.4x1.58x1.85	6.1x1.65x1.85	7x1.75x2.37	9x1.95x2.89

HDC Co- Injection Molding Machine



Mold		HDC140	HDC160	HDC200	HDC300	HDC400	HDC500
Screw Diameter	mm	28x2	34x2	38x2	44x2	48x2	55x2
Injection Pressure	kg/cm ²	2145x2	1800x2	1745x2	1721x2	1750x2	1943x2
Shot Weight(PS)	g	78x2	132x2	185x2	276x2	370x2	605x2
Injection Rate	cm ³ /sec	56.8x2	83.9x2	116.3x2	131.6x2	170x2	207.6x2
Clamping Force	mm	140	160	200	300	400	500
Tie Bar Distance(HxV)	mm	640x355	730x405	820x455	910x505	1000x555	1100x610
Mold Thickness	mm	110~400	110~400	130~480	130~520	200~660	200~700
Opening Stroke	mm	335	395	425	485	615	736
Distance Between Barrel	mm	350	400	450	500	550	600
Pump Motor	HP	25	30	40	50	60	40-40
Machine Dimensions(LxWxH)	m	4.7x1.5x1.9	5.2x1.6x1.95	5.9x1.8x2.0	6.8x2x2.1	7.8x2.1x2.3	8.8x2.2x2.3

HRN-PET Preform Injection Molding Machine





Mold		HRN-200P	HRN-300P	HRN-400P	HRN-500P	HRN-600P
		NWZ-200P	NWZ-300P	NWZ-400P	NWZ-500P	NWZ-600P
Screw Dimension	mm	50	62	70	80	90
Injection Pressure	kg/cm ²	1612	1530	1544	1565	1580
Shot Weight(PET)	g	528	1011	1518	2403	3194
Injection Rate	cm ³ /sec	254	336	397	510	611
Clamping Force	Tons	200	300	400	500	600
Tie Bar Distance(HxV)	mm	505x505	555x555	610x610	710x710	710x710
Mold Thickness	mm	130-520	240-700	240-700	250-800	280-900
Mold Platen(HxV)	mm	715x715	815x815	920x920	1070x1070	1190x1190
Ejector Stroke	mm	145	170	180	210	225
Opening Stroke	mm	425	485	615	736	835
Pump Motor	HP	40	50	60	20+60	25+75
Machine Dimensions(LxWxH)	m	5.6x1.58x1.75	6.5x1.6x1.85	7.6x1.7x2	8.4x2x2	9.8x2.2x2.2

HRN-PVC rigid Injection Molding Machine



Mold		HRN160-PVC	HRN200-PVC	HRN300-PVC	HRN400-PVC	HRN500-PVC	HRN600-PVC	HRN800-PVC	HRN1000-PVC
		NWZ-160PVC	NWZ-200PVC	NWZ-300PVC	NWZ-400PVC	NWZ-500PVC	NWZ-600PVC	NWZ-800PVC	NWZ-1000PVC
Screw Dimension	mm	44	48	58	65	75	85	95	100
Injection Pressure	kg/cm ²	1721	1750	1748	1791	1781	1772	1764	1787
Shot Weight(PVC)	g	330	442	803	1187	1919	2589	3311	3925
Injection Rate	cm ³ /sec	127.5	170	234.2	287.3	344	457.7	555.5	647
Clamping Force	Tons	160	200	300	400	500	600	800	1000
Tie Bar Distance(HxV)	mm	455x455	505x505	555x555	610x610	710x710	810x810	910x910	1010x1010
Mold Thickness	mm	130-480	130-520	200-660	200-700	250-800	280-900	300-1000	380-1200
Opening Stroke	mm	395	425	485	615	736	835	925	1025
Pump Motor	HP	25	30	40	50	60	20+60	25-75	40+75
Machine Dimension(LxWxH)	m	5.2x1.53x1.8	5.6x1.58x1.85	6.5x1.6x1.95	7.6x1.7x2.1	8.4x2x2.15	9.8x2.16x2.3	10.6x2.1x2.4	11.2x2.3x2.6

HRV science and technology injection molding Machine



Mold		HRV35	HRV60/(HRV60E)	HRV90/(HRV90E)	HRV100/(HRV100E)	HRV120/(HRV120E)	HRV150/(HRV150E)	HRV220/(HRV220E)	HRV320/(HRV320E)
Screw Dimension	mm	20	26	30	32	38	42	50	55
Injection Pressure	kg/cm ²	1920	2485(1822)	2310(1750)	2460(1915)	2308(1653)	2285(1888)	2352(1702)	2501(1890)
Shot Weight(PS)	g	20	68	103	132	206	284	500	714
Injection Rate	cm ³ /sec	75	75(102)	99(130)	121(155)	178(248)	225(272)	260(359)	295(390)
Clamping Force	Tons	33	60	80	100	120	150	220	320
Tie Bar Distance(H x V)	mm	310x310	310x310	355x355	405x405	455x455	505x505	555x555	610x610
Mold Thickness	mm	100-300	100-350	110-400	110-400	130-480	130-520	200-660	200-700
Opening Stroke	mm	240	285	305	335	395	425	485	615
Pump Motor	HP	15	20	25	30	40	50	60	75
Machine Dimension(LxWxH)	m	4.1x1.15x1.55	4.1x1.08x1.55	4.69x1.23x1.64	4.83x1.31x1.71	5.51x1.46x1.78	5.86x1.48x1.86	6.39x1.59x1.97	7.95x1.71x2.10

HRP -series precise Injection Molding Machine



Mold		HRP85	HRP105	HRP125	HRP145	HRP185	HRP280	HRP380	HRP480	HRP580	HRP780	HRP980
Screw Dimension	mm	28	32	34	40	44	55	60	70	80	90	95
Injection Pressure	kg/cm ²	2145	2030	2181	2082	2082	1944	2102	2044	2000	1966	1979
Shot Weight(PS)	g	77	116	147	226	308	599	841	1385	1899	2460	2933
Injection Rate	cm ³ /sec	67	91	104	143	196	264	291	363	485	586	737
Clamping Force	Tons	85	105	125	145	185	280	380	480	580	780	980
Tie Bar Distance(HxV)	mm	310x310	355x355	405x405	455x455	505x505	555x555	610x610	710x710	810x810	910x910	1010x1010
Mold Thickness	mm	100-350	110-400	110-400	130-480	130-520	200-660	200-700	250-800	280-900	300-1000	380-1200
Opening Stroke	mm	285	305	335	395	425	485	615	736	835	925	1025
Pump Motor	HP	15	20	25	30	40	50	60	75	25+75	40+75	40+100
Machine Dimension(LxWxH)	m	2094x1x1.53	4.25x1.11x1.6	4.41x1.18x1.6	5.3x1.22x1.66	5.76x1.28x1.79	6.67x1.48x1.87	7.6x1.55x2.01	7.8x1.86x2.05	8.75x1.95x2.18	9.6x2.26x2.31	10.38x2.48x2.4

HMC -Bulk Moulding Injection Molding Machine



Mold		HMC200	HMC300	HMC400	HMC500	HMC600	HMC800	HMC1000
Screw Dimension	mm	50	62	70	80	90	105	110
Injection Pressure	kg/cm ²	1612	1530	1544	1565	1580	1444	1476
Shot Weight(BMC)	g	838	1606	2413	3819	5075	7072	8303
Injection Rate	cm ³ /sec	234.4	311	346.8	392.9	550.7	707.5	758.3
Injection Rate with ACC	cm ³ /sec	375	529	711	747	1046	1472	1828
Clamping Force	Tons	20	300	400	500	600	800	1000
Tie Bar Distance(HxV)	mm	500x500	545x545	600x600	710x710	810x810	910x910	1010x1010
Mold Thickness	mm	205-495	205-635	255-675	255-755	255-875	275-975	355-1175
Opening Stroke	mm	425	485	615	736	835	925	1025
Pump Motor	HP	40	50	60	75	75+25	75+40	75+50
Machine Dimension(LxWxH)	m	5.7x1.85x3.65	6.6x1.9x3.7	7.7x2.0x3.8	8.6x2.2x3.85	9.6x2.3x3.9	10.6x2.4x3.95	11.2x2.5x3.95

HV/HC -Vertical Machining Center



Model	UNT	HV-855	HC-855	HV-1055	HC-1055
X-axis stroke	mm	850	850	1050	1050
Y-axis stroke	mm		550		550
Z-axis stroke	mm		550		550
Spindle speed	rpo	60-8000(O.P 10000/12000/15000)		60-8000(O.P 10000/12000/15000)	
Spindle nose taper		BT40		BT40	
Table Dimension	mm	1000x550		1200x550	
Rapid traverse rate (X/Y/Z-axis)	m/min	30/30/16	15/15/16	30/30/16	15/15/16
Cutting displacem speed	m/min	1-10	1-10	1-10	1-10
ATC Type		Carousel/Armttype		Carousel/Armttype	
Occupied space (LxWxH)	mm	2800x2200x2500	2800x2200x2500	2800x2200x2500	2800x2200x2500
Slideway type		Linear ways on X/Y/Z-axis	Box ways on X/Y/Z-axis	Linear ways on X/Y/Z-axis	Box ways on X/Y/Z-axis

SAFE/PLEASANT/DURABLE/SUITABLE



INJECTION MOLDING MACHINES

PiTAC Gulf (FZC) a leading manufacturer for plastic injection molding machines. More than 20 years experience developing technologies for thermoplastic & thermosetting.

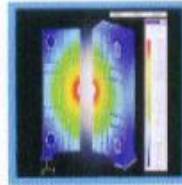
● Screw: (Japan) SCM440 steel.



● Tie bars: (Japan) SCM440 steel with patented groove design.



● Platens: FCD50, Solid Edge & Cosmos analyzed.



● Bevel type potentiometer.



● Solenoid valves, Yuken (Japan).



● Centralized controlled lubrication with progressive distributors



● Mechanical safety rod.



● Hydraulic relief valve.




● Electric controlled limit switch.



● Computer controlled alarm.



● Inward installed pump & motor.




● Neat hydraulic permutation.




● Open-up side doors.



● Separated AC/DC circuit.



● AMC-700 (PLC system) controller.



● AMC-890 (Windows system) controller.

